



ROCKZONE
AMERICAS



ROCKWHEEL




ROCKWHEEL

Rock & Concrete Grinders



TWIN DRUM CUTTERS




Lightweight Champion

C2

Rockwheel with chain drive

- Power: 13 hp (9.5 kw)
- Maintenance-free chain drive
- 66 kg - the lightest unit on the market
- Ideal for micro and mini excavators from 1 to 3 tons



Best Solution For Compact Carriers

G5 / G5T

Rockwheel with gearbox drive

- Power:
 - G5: 30 hp (22 kW)
 - G5 Twin: 60 (44 kW)
- Transmission with ratio for maximum torque
- G5 T has a second motor for double the power
- For excavators from 3 to 12 tons

Rockwheel is a must-have attachment for demolition, precision excavation, trenching, quarrying, secant wall, and many more applications.

DEMOLITION



PRECISION EXCAVATION



TRENCHING



The Rockwheel line incorporates the latest developments in hydraulic rotary cutting technology. Invented and designed by the legendary team at Webster Technologies, Rockwheel is the most robust drum cutter attachment available.



Direct Drive

D10 / D15 / D20 / D30

Rockwheel with direct drive

- Power:
D10: 40 hp (29 kW)
D15: 55 hp (41 kW)
D20: 94 hp (70 kW)
D30: 147 hp (110 kW)
- Robust Technology with only three main components: housing, motor and cutting drums
- For excavators from 8 to 42 tons

Pure Power

G40 / G50 / G60 / G125

Rockwheel with gearbox drive

- Power:
G40/G50: 190 hp (140 kW)
G60: 295 hp (220 kW)
G125: 536 hp (400 kW)
- Twin motor technology power and optimum weight distribution
- Designed for difficult working conditions and engineered for extended life
- For excavators from 30 to 150 tons

CONCRETE CHANGING



QUARRY



SECANT WALL





TWIN DRUM CUTTERS

Our Rockwheel drum cutter line has 11 models spanning carriers sized 1 ton to 125 tons.

RockZone Americas always will assist with set up and support of your Rockwheel. Our goal is to help you be successful!

ROCKWHEEL TWIN DRUM CUTTING UNIT MODELS


Specification		C2	G5	G5 T	D10	D15
Excavator weight	Ton	0.7 - 2.5	2.5 - 6	5 - 10	8 - 12	13 - 20
Hydraulic Input power	Hp (kW)	13 (9.5)	30 (22)	60 (44)	40 (30)	55 (41)
Weight (w/o bracket)	Lbs (kg)	145 (66)	400 (181)	440 (200)	950 (426)	1,315 (595)
Maximum pressure ¹	PSI (bar)	3263 (225)	5800 (400)	5800 (400)	5800 (400)	5800 (400)
Hydraulic Flow Range	US gpm (L/min)	7.8 - 15 (30 - 60)	15 - 25 (56 - 95)	20 - 45 (76 - 170)	16 - 31 (60 - 121)	25 - 35 (94 - 133)
Gear Reduction ratio		1:1	2:1	2:1	1:1	1:1
Drum speed	RPM	80 - 155	70 - 120	50 - 107	80 - 155	75 - 105
Max. Torque	Ft/Lbs (kNm)	420 (5.7)	3738 (5.1)	7476 (10.1)	3522 (4.8)	5861 (7.9)
Max. Cutting Force	Lbs (kN)	949 (4.2)	6703 (29.8)	13,405 (59.6)	5076 (22.6)	7522 (33.4)
Drum diameter	In. (mm)	10 (270)	13 (340)	13 (340)	16 (423)	18 (475)
Drum width	In. (mm) *optional size	12 (300)	16 (405) *20 (500)	*16 (405) 20 (500)	29 (743)	33 (832)
Cutter length	In. (mm)	20 (509)	24 (618)	24 (618)	31 (798)	37 (937)

¹ These specifications do not constitute installation instructions. Contact your sales rep for machine specific instructions for your Rockwheel & excavator.


CONCRETE



UNDERWATER



TUNNEL





D20	D30	G40	G50	G60	G125
17 - 28	25 - 42	30 - 50	40 - 61	50 - 75	75 - 125
94 (70)	147 (110)	188 (140)	188 (140)	295 (220)	536 (400)
2,535 (1,170)	3,183 (1,444)	4,250 (1,932)	5,419 (2458)	5,463 (2478)	11,950 (5420)
5800 (400)	5800 (400)	5800 (400)	5,800 (400)	5,800 (400)	5,800 (400)
40 - 55 (150 - 208)	55 - 110 (208 - 412)	85 - 110 (320 - 415)	85 - 110 (320 - 414)	120 - 165 (455 - 625)	185 - 264 (700 - 1,000)
1:1	1:1	1.2 : 1	1.2 : 1	1.2 : 1	1.2 : 1
50 - 75	50 - 80	45 - 75	45 - 75	45 - 65	40 - 50
13,206 (17.9)	19,715 (26.7)	29,502 (40)	31,695 (43)	47,316 (64.2)	115,750 (157)
12,462 (55.4)	17,752 (79.0)	23,604 (105)	24,771 (110)	36,980 (164.5)	76,280 (339)
24 (646)	27 (677)	27 (684)	29 (726)	29 (726)	36 (925)
42 (1058) *36 (910)	46 (1156) *37 (935)	33 (835)	41 (1050)	41 (1050)	59 (1.494)
45 (1.155)	46 (1.170)	37 (943)	53 (1356)	53 (1.350)	66 (1.686)

LING



ASPHALT RAP



STUMPS





AXIAL AND CUTTER BUCKETS



Rockwheel TC (trench cutter) models are ideal for precision trenching, while the AX (axial) models offer single-drum cutting capability for tough and unique cutting requirements.

ROCKWHEEL AXIAL CUTTERS

Type		TC20	TC30	AX20	AX30
Excavator weight	Ton	17 - 28	25 - 42	17 - 28	25 - 42
Hydraulic Input power	Hp (kW)	94 (70)	147 (110)	94 (70)	147 (110)
Hydraulic Flow Range	US gpm (L/min)	40 - 55 (150 - 208)	55 - 110 (208 - 412)	40 - 55 (150 - 208)	55 - 110 (208 - 412)
Operating weight	Lbs (kg)	2,092 (962)	3,183 (1,173)	1,955 (885)	2,137 (968)
Cutting width	In. (mm)	26 (650)	27 (680)	25 (646)	27 (678)



Get more done with two tools in one.

The Cutter Bucket models combine a bucket with a Rockwheel to offer the utility for clean out integrated with the rock cutting prowess of the twin drum cutter.

ROCKWHEEL CUTTER BUCKET

Type		CB15	CB20	CB30
Excavator weight	Ton	13 - 20	17 - 28	25 - 42
Hydraulic Input power	Hp (kW)	55 (41)	94 (70)	147 (110)
Hydraulic Flow Range	US gpm (L/min)	25 - 35 (94 - 133)	40 - 55 (150 - 208)	55 - 110 (208 - 412)
Operating weight	Lbs (kg)	2092 (951)	4,052 (1,838)	4,338 (1,968)
Cutting Width	In. (mm)	33 (832)	26 (650)	27 (680)





AX30 Axial Grinder



D20 Twin Drum




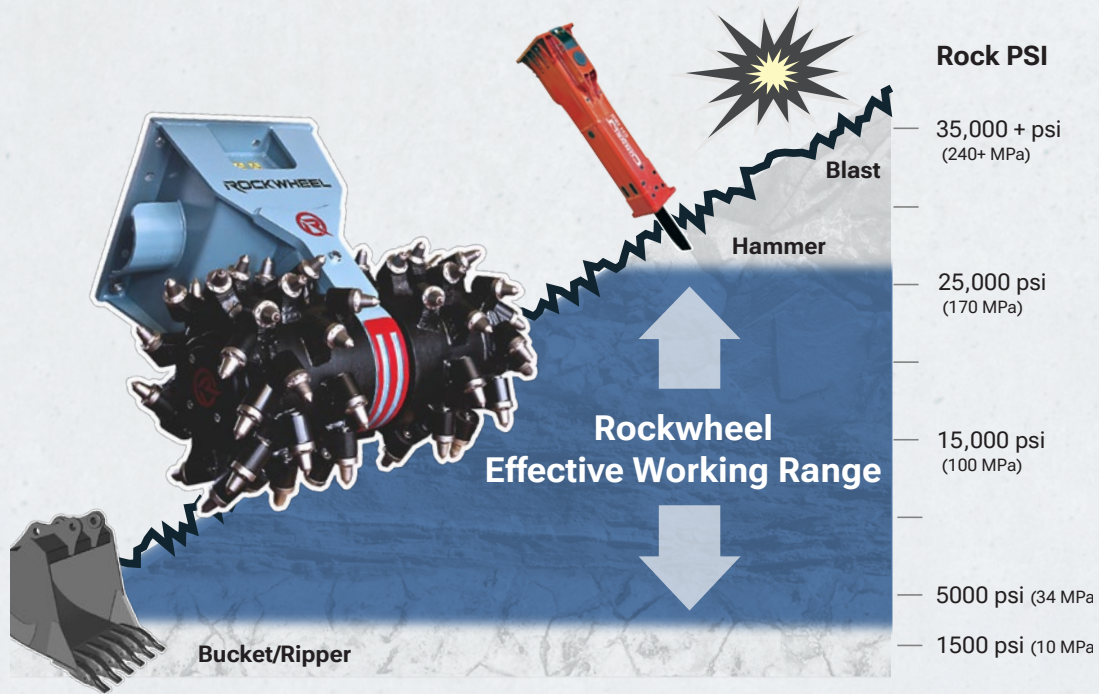
TC20 in a utility project

Rockwheels can be customized for your project with optional drums, **OilQuick** automatic quick coupler bracket, rotator, water sprayers, and a variety of picks for each model.

Rockwheel Options	C2	G5	G5 T	D10	D15	D20	D30	G40	G50	G60	G125
Excavation Drum	✓	✓	✓	✓	✓	✓	✓	✓	✓	✓	✓
Profiling Drum		✓	✓	✓	✓	✓	✓	✓	✓	✓	✓
Demolition Drum		✓	✓	✓	✓	✓	✓	✓	✓	✓	✓
Stump Grinding	✓	✓	✓	✓	✓	✓	✓				
360 Rotator	✓	✓	✓	✓	✓	✓	✓				
OilQuick		✓	✓	✓	✓	✓	✓	✓	✓	✓	✓
Water/Ripper Bar		✓	✓	✓	✓	✓	✓	✓	✓	✓	✓
Pick Options	✓	✓	✓	✓	✓	✓	✓	✓	✓	✓	✓



WHEN TO USE A ROCKWHEEL



814-466-7134

info@RockzoneAmericas.com

RockzoneAmericas.com

801 Pleasant View Blvd Bellefonte, PA 16823 USA



EXODUS GLOBAL

RockZone Americas is part of Exodus Global, a family-owned company based in Superior, Wisconsin

BLADECORE

CONNECT
WORK TOOLS

OILQUICK

ROCKZONE
AMERICAS

SHEARCORE

October 2024. Product specifications and prices are subject to change without notice or obligation. The photographs and/or drawings contained in this document are for illustration only. Please refer to the relevant Operating Manual for instructions on the proper use of this equipment. Failure to adhere to the appropriate Operating Manual when using our products or otherwise negligent behavior can result in serious injury or death. The standard written warranty is the only warranty that applies to our products. Roka GmbH provides no further warranty, either expressly nor implied.